

# CAR & TRUCK WASHES

## Waterproof and Built to Last. Discover the Benefits of Trusscore.

Car and truck washes make heavy demands on its wall and ceiling coverings. The longevity of your facility depends heavily on your choice of materials. Trusscore has you covered.

Trusscore products are built to last, and Trusscore Wall&CeilingBoard is no exception. No other product combines this level of performance, bright, clean aesthetic, and cost-effectiveness in the harsh, wet environment of car or truck wash facilities.

Can you afford not to choose Trusscore?



### Waterproof

Trusscore Wall&CeilingBoard panels are inert and waterproof, meaning they will never rot, rust, or corrode, and won't support the growth of mold and mildew. Panels are unaffected by moisture, soap, and harsh chemicals, while other materials like tile, grout, FRP, cinder blocks and painted surfaces will deteriorate over time.



### Easy to Clean

Trusscore Wall&CeilingBoard lets you keep your wash facility free of mold and mildew, giving your customers a safe, clean experience. The smooth, non-porous finish of Trusscore panels is easily cleaned and disinfected.



### Easy to Install

The interlocking tongue & groove design of Trusscore Wall&CeilingBoard panels means it installs quicker than alternatives, saving you time and money. Plus, your wash facilities don't stop for anything, so why should you?



### Advanced Durability

Futureproof your car or truck wash and maximize your return on investment with materials that last. Trusscore PVC panels are impact-resistant with a unique inner truss design, they stand up to repeated pressure washings and chemical cleaning agents.

## Applications

Regardless of the configuration, type or style of your wash facility, Trusscore is the answer for your walls and ceilings. Trusscore Wall&CeilingBoard PVC panels are the ideal solution for:

- Self-service wash bays
- Conveyorized tunnel automatic carwashes
- In-bay touchless automatic carwashes
- Commercial truck wash bays

“ Installing proven waterproof wall panels is certainly helpful. The PVC and the non-organic materials of Wall&CeilingBoard mean there wouldn't be any mold growth at all. You wouldn't worry about the studs getting wet or damaged, either. ”

**Joel Greening**  
Lions Valley Carpentry



# The premier wall and ceiling solution for car and truck wash facilities

## Trusscore Wall&CeilingBoard

Tightly interlocking 16" wide PVC wall and ceiling panels that are waterproof, durable, and easy to install and maintain

**Use for: Self-service wash bays, automatic carwashes (conveyorized tunnel and in-bay touchless), commercial truck wash bays**

- Waterproof
- Resistant to scratching, impact and chemicals
- Does not support mold and mildew growth
- Pre-punched screw flange with hidden fasteners
- Industry-leading 1/2" thick panel with high strength unique inner truss design
- Flame Spread Classification of 10 in Canada, per CAN/ULC S102 and 5 in USA, per ASTM E84



## Trusscore SlatWall

A high-strength PVC wall storage system that adds storage capacity and organization to any secondary space at a car or truck wash facility

**Use for: Office areas, tool and equipment areas, maintenance or storage rooms, and kitchen areas**

- Integrates seamlessly with Trusscore Wall&CeilingBoard
- High-strength storage supports up to 75 lbs per square foot
- Pre-punched nailing flange with hidden fasteners




## NorLock by Trusscore

Non-load bearing partition wall planks uniquely designed for superior strength, low-maintenance, and durability

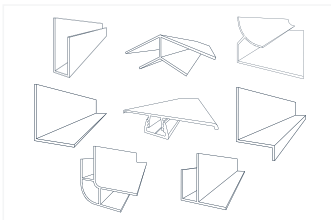
**Use for: Non-load bearing wash bay separation and partitions**

- Will not support the growth of harmful microbials such as mold or mildew, viruses, and bacteria
- Tight fitting tongue-and-groove with no external support necessary
- High-impact strength
- Flame Spread Classification of 10 in Canada, per CAN/ULC S102 and 5 in USA, per ASTM E84



## Trusscore Trims and NorLock Accessories

Trims make the perfect complement to any project. Plus, when using NorLock, accessories add the flexibility and function you need for a finished space.



### Trims

Visit [trusscore.com/trims](https://trusscore.com/trims) for full range of trims and accessories available.



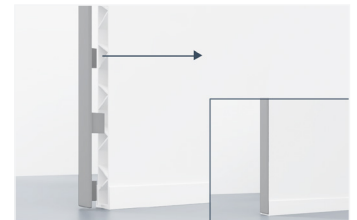
### Drop Rod & Drop Rod End

Use to create a hinged door with NorLock panels



### Top Cap

Use to cap the top of a NorLock wall with a flat surface



### End Cap

Use to enclose the cut ends of NorLock panels

Want to learn more about how Trusscore can unlock potential in your car or truck wash facility? Start the conversation today with one of our sales representatives.

[hello@trusscore.com](mailto:hello@trusscore.com) | 1.888.418.4679 | [trusscore.com](https://trusscore.com)

**trusscore**  
material + science