



# Tips for Picking & Packing -trusscore Orders


## Trusscore is an interior finished product.

The number one cause of returns is dirty product. Follow these tips to ensure Trusscore is delivered as clean as possible and free from damage.

# 1

### Ship job lot orders on skids

- Skids should be the same length as the longest panels being shipped  
*Shorter skids leave the panel ends unprotected and vulnerable to damage (Fig. 1)*
- Skids should be slightly wider than the panels, never narrower, to prevent damage when strapping product to the skid



# 2

### Handle panels with care


- Don't slide the panels when picking them, it can lead to scratches or damage
- Be careful not to trap sand, dust, or dirt between the panels. It can cause damage if the panels shift during loading, transport or unloading



# 3

### Stack panels & protect top and edges


- Stack from longest lengths at the bottom, to shortest lengths at the top (*Fig. 2*)
- Protect top and edges during shipment  
*Option 1 - Use rigid sheets of OSB, or something similar (Fig. 3A)*  
*Option 2 - use cardboard sheets (Fig. 3B)*



# 4

### Strap to secure panels in place

- Do not overtighten the straps. Doing so will damage the product
- If using cardboard sheets on top, ensure that rigid corner protectors are used as well to protect the edges from damage (*Fig. 4*)
- Trims should be shipped in boxes for their protection



**Scan Here**

for full shipping and handling guidelines

-trusscore